


1974 STATE FOOTBALL PLAYOFF

GROSSMONT COLLEGE

VS ORANGE COAST



DEC. 7, 1974

Photo By Russ Gilbert

AZTEC BOWL

7:30 P.M.

SOUVENIR PROGRAM 25¢

Congratulations to: Football, Mission Conference Champions
Water Polo, Mission Conference Champions
Cross Country, Mission Conference Champs
STATE CHAMPIONSHIP

FELLOWS, DUDLEY & COINER

General Insurance

8415 La Mesa Boulevard
463-9234

Auto

Fire

Casualty

Bonds

Compensation

All Commercial & Personal Lines

Competitive

VANARD LITHOGRAPH

A Venier Graphics Company

3756 Riley Street
San Diego, CA 92110
291-8350

GROSSMONT GRIFFIN'S ROOTERS

C. Allen Paul	Jim Symington
James Reynolds	Clint Whitfield
Grace Soldin	Lester D. Orr
Stan Flandi	Larry Coons
Lessie Dawsey	Freda Ferlin
Bill Dawsey	Tyke's Baseball Team
Charlie Hyde	Fred Miles
Wayne Harmon	Nancy Miles
Mary Wilson	Marilyn Miles
Ed Dobson	Debbie Miles
Jean Sprunt	Jane Schweer
Helen Earhart	Beverly Saxton
Jack Miyamoto	Shirley Jones
Lee Brown	Helen Twiss
Pat Higgins	Ernie Twiss
Bob Rump	Mildred Hotchkiss
Art Fitzner	Shirley Palmer
Frieda Ralston	Mabel Johnson
J. Dickinson	Margaret Kuhn
Chuck Williams	Sylvia Kofford
Marilyn Williams	Mary Lee Mansfield
Joyce Sake	Gay Cox
Jennifer Byers	Bob Larsen
H. Cousineau	George Dillon
Gordy Shields	Ray Resler
Verne Marsh	Betty Thom
Charlie Thompson	Patti Bodie
Larry Davison	Barbara Strand
Dick McMinn	Richard Ingalls
Dave Jordan	John Lomac
Tom Archambault	Bill Gillespie
Bill Dickens	Nancy Bowden
Doris Meier	Jack Mashin

INDUSTRIAL PHOTO SUPPLY

3318 Hancock
San Diego, CA 92110
291-2162

Distinctive Awards

by

BOCKS

BUD'S ATHLETIC SUPPLY

314 Center Street
Chula Vista
420-3310

4193 30th Street
San Diego

283-2244

TONIGHT'S GAME

Coach Dave Jordan's Grossmont College football team will host Orange Coast College tonight in Aztec Bowl at 7:30 in a game that will decide the California Community College Division Two football championship for 1974.

The Griffins advanced to the finals via last Friday's semifinal victory over Santa Rosa College, 18-12, while Orange Coast earned its ticket with a 62-15 rout of West Los Angeles last Saturday.

Grossmont enters the game with a 1974 record of 9-0-2, while Orange Coast comes in at 7-4. The lone common opponent of the two clubs is Fullerton and the Griffins edged the Hornets 27-24 in the season-opener, while the Pirates took a 29-14 decision.

Orange Coast won the South Coast Conference with a 4-1 record, while the Griffins claimed the Mission Conference crown with a 6-0-2 standing.

Sophomore quarterback Joe Roth, one of the most sought-after athletes in community college football, leads the Grossmont offensive attack. The 6-foot-3, 180 pounder has completed 198 of 347 passes for 2,375 yards and 25 touchdowns in 11 games. Roth's No. 1 target has been sophomore Dave Oliver (6-1, 175) who has caught 67 passes for 855 yards and eight touchdowns. Not far off that pace is freshman wide receiver Don Kramer (5-11, 175) with 60 catches for 738 yards and seven touchdowns. Despite missing two games with a rib injury, tight end Bill Helms, a 6-7, 220 pound sophomore, has hauled in 29 passes for 389 yards and four touchdowns.

Defensively, the Griffins have numerous all-conference candidates. Ends Marv Brown (6-0, 250), Jerry Cantwell, Brian Corbit, Mike Harvey and Ron Walker have all done yeoman duty as have tackles Jeff Walton (6-0, 240) and Mike Bushree (6-1, 240).

Linebackers Randy Bowker (6-4, 230) and Tom Saska (5-10, 185) have been among the leading tacklers in all 11 games this year.

Grossmont's secondary of Bob Lucas, Steve Ford, Mike Ramirez and David Haynes have been responsible for 13 of the Griffins' 25 interceptions. Ramirez has seven to lead the team. Saska and Bowker also have three apiece.

The Griffin defense has allowed only 114 points in 11 games this year. Only two of the nine teams to test the Grossmont defense have scored more than 14 points. Grossmont has two shutouts, 20-0 over Chaffey and 14-0 over Citrus.

Injuries have hurt Orange Coast lately. First string quarterback Dave White has missed the last three games, which is one reason the Costa Mesa club has stayed primarily on the ground in its last three outings.

However, White is supposed to be ready for the championship tilt Saturday. Prior to being sidelined, White hit 87 of 162 passes for 1,165 yards.

If White is unable to go, all will not be lost for the Pirates. OCC ran a devastating option game against West Los Angeles led by running back Tony Accomando (5-9, 170). Prior to Saturday's game with West L. A., Accomando had run for 549 yards on 102 carries.

Defensively, the Pirates will have middle guard Kelly Stroich (6-1, 215) leading the way. He averaged 16 tackles per game during the regular season, while linebacker Bill Ford (6-2, 200) averaged 14.

On the line for the Griffins in Saturday's game will be the school's first undefeated season, the state's longest unbeaten streak (16 games), and, of course, the state championship.

TONIGHT'S GAME


PIRATE STARTERS

OFFENSE

81	STEVE ADAMS	Split End
78	JACK CLARK	Left Tackle
62	JEFF KRAVITZ	Left Guard
52	WARREN RAY	Center
68	MARK MONTGOMERY	Right Guard
71	JOE DECOMA	Right Tackle
89	RICH MUELLER	Tight End
6	MARK STEWART	Quarterback
40	TONY ACCOMANDO	Left Halfback
44	PETE BROWN	Right Halfback
87	GREG POPADUIK	Flanker

DEFENSE

66	KENNY WARREN	Left Outside Linebacker
75	ROSS MALINOWSKI	Left Tackle
55	KELLY STROICH	Middle Guard
99	RICH SEABERRY	Right Tackle
94	MIKE FROST	Right Outside Linebacker
95	T. A. BROWN	Left Linebacker
83	BILL FORD	Right Linebacker
21	JOHN GROWER	Left Cornerback
26	STEVE SPEER	Right Cornerback
42	CHUCK HOGUE	Monster
23	DAVE BIENEK	Free Safety



Orange Coast Running Back Tony Accomando
Photo Courtesy of Orange Coast

TONIGHT'S GAME

GROSSMONT STARTING LINEUP

OFFENSE

DEFENSE

Position	Name	Height	Weight	Position	Name	Height	Weight
TE	BILL HELMS	6-7	220	LE	JERRY CANTWELL	6-2	190
LT	BILL DAWSON	6-3	240	LT	JEFF WALTON	5-11	235
LG	JIM O'DONNELL	6-3	230	LLB	TOM SASKA	5-10	185
C	STEVE RYMER	6-0	225	MG	JEFF ANDERSON	6-0	200
RG	RICH RONK	6-1	210	RLB	RANDY BOWKER	6-3	200
RT	KEN PARRIS	6-2	220	RT	MIKE BUSHREE	6-3	235
SE	DAVE OLIVER	6-2	170	RE	MARV BROWN	6-0	250
WR	DON KRAMER	6-0	175	CB	ROCKY LANCASTER	5-10	175
FB	HARRY SCOTT	5-11	200	S	MIKE RAMIREZ	6-0	180
HB	LARRY DOWNS	5-10	185	S	BOB LUCAS	6-1	182
QB	JOE ROTH	6-3	185	CB	DAVID HAYNES	6-0	170



Griffin QB Joe Roth Goes for Long Gain
Photo by Russ Gilbert

ORANGE COAST PIRATES

No.	Name	Pos.	Ht.	Wt.	School
3	Marshall, Herb	DB	5-8	170	Santa Ana (L)
5	Tressler, Woody	K	5-8	140	Fountain Valley
6	Stewart, Mark	QB	6-0	165	Westminster
8	White, Dave	QB	6-1	180	Edison
21	Grower, John	DB	6-0	155	Corona del Mar
22	Hatfield, Rick	SE	5-7	155	Fountain Valley
23	Bienek, Dave	DB	5-7	160	Fountain Valley
25	Hamilton, Randy	DB	6-0	180	Newport (L)
26	Speer, Steve	DB	5-11	180	Estancia (L)
27	Wetherbee, M.	FL	6-0	190	Edison (L)
30	Gaspy, Chuck	HB	5-10	180	Costa Mesa (L)
31	Princeotto, Dan	HB	5-6	160	Estancia (L)
32	Nanko, Mike	HB	5-8	160	Temple City (L)
33	Brown, Rick	HB	5-9	180	Temple City
40	Accomando, T.	HB	5-9	170	Westminster
41	Dodson, Ben	DB	5-10	170	Fountain Valley
42	Hogue, Chuck	DB	6-3	180	La Quinta (L)
43	Ogden, Billy	HB	5-6	160	Fountain Valley
44	Brown, Pete	HB	6-1	205	Newport
50	Antonelli, Matt	DB	6-1	175	Edison
52	Ray, Warren	C	6-2	230	Newport (L)
53	Liotta, Marty	MG	5-8	160	Corona del Mar
54	Brown, Tim	LB	6-1	212	Damien
55	Stroich, Kelly	MG	6-1	215	Costa Mesa (L)
56	Jones, Bobby	LB	5-10	185	Corona del Mar (L)
57	Parsons, Jim	MG	5-11	190	Estancia
58	Purnell, Rick	C	6-3	215	Edison
60	Hunn, Greg	OG	5-11	210	Westminster
61	Durfee, Darrell	DE	6-0	185	Edison
62	Kravitz, Jeff	OG	5-11	205	Newport
63	Mackley, Dave	DE	6-2	205	Fountain Valley
64	Newberry, Ken	DT	6-1	205	Newport Harbor
65	Meehan, Jim	OG	6-3	215	Mater Dei (L)
66	Warren, Kenny	LB	6-1	205	Costa Mesa (L)
67	Perez, Gary	DT	6-1	210	Costa Mesa
68	Montgomery, M.	OG	5-11	195	Estancia (L)
71	DeComa, Joe	OT	6-0	220	Westminster (L)
70	Chamberlain, J.	DE	6-1	185	Costa Mesa
72	Gair, Jim	DT	6-1	220	Estancia
73	Delany, Don	DT	6-1	215	Costa Mesa
74	Ohlsen, Steve	OT	6-2	220	Estancia
75	Malinowski, R.	DT	6-3	225	Temple City
75	Paez, Dan	C	6-3	235	Fountain Valley
76	Dalby, Mark	OT	6-2	240	Newport Harbor (L)
77	Gearly, Steve	OT	6-4	220	Damien
78	Clark, Jack	OT	6-5	240	Edison
80	Beardsley, Rick	DB	5-10	165	El Modena
81	Adams, Steve	FL	5-10	168	Estancia
82	Ray, Burdick	TE	6-2	195	Newport
83	Ford, Bill	LB	6-2	200	Edison (L)
84	Gage, Mike	FL	5-11	160	Mater Dei
85	Desmet, Paul	FL	6-1	180	Costa Mesa
86	McLaren, Ed	DE	6-0	185	Estancia
87	Popaduik, Greg	FL	6-2	180	Mater Dei (L)
88	Ward, Tim	TE	6-1	205	Glendora
89	Mueller, Mark	TE	6-3	190	Temple City
90	Tew, Kenny	LB	5-11	190	Westminster
91	Modes, Mark	DB	6-2	190	Redlands
92	Butteling, Roy	FL	5-8	150	Estancia
94	Frost, Mike	LB	6-0	190	Corona del Mar
95	Brown, T.A.	LB	6-1	212	Damien
96	Stewart, Gordon	OG	6-1	210	Corona del Mar
98	Schrupp, Mark	TE	6-2	210	Costa Mesa
99	Seaberry, Rich	DT	6-1	240	Westminster

GROSSMONT GRIFFINS

No.	Name	Pos.	Ht.	Wt.	School
10	Jim Rice	DB	5-8	170	Santana
11	Jim Jones	QB	6-2	190	El Cajon
12	Joe Roth	QB	6-3	180	Granite Hills
13	Bill Leitner	DB	6-1	185	El Capitan
14	Jorge DaSilva	K	5-9	150	Patrick Henry
15	Mike Rundle	QB	6-0	190	Grossmont
16	David Haynes	DB	5-11	175	Monte Vista
18	Steve Ford	DB	5-11	171	Grossmont
19	Walt Hoye	RB	5-11	168	Patrick Henry
20	Harry Scott	RB	5-10	180	Riverview (Florida)
21	Larry Downs	RB	6-0	185	Granite Hills
28	Bob Lucas	DB	6-1	185	El Cajon
29	Dave Oliver	WR	6-1	170	Helix
31	Mike Ramirez	DB	5-10	190	Helix
32	Ron Thornton	RB	5-11	195	Helix
34	Mike Orrell	WR	6-1	165	Helix
35	Jeff Anderson	LB	6-0	193	Helix
36	Marty Read	DB	5-8	170	Monte Vista
42	Jeff Olson	LB	5-10	180	Grossmont
44	Tom Saska	LB	5-10	185	Santana
45	Sol Sagiao	LB	5-9	190	St. Augustine
46	Rocky Lancaster	WR	5-11	155	Mt. Miguel
50	Randy Bowker	LB	6-3	225	Grossmont
51	Chris Palazollo	LB	6-0	180	Mt. Miguel
53	Doug Bennett	OT	6-2	230	Grossmont
55	Steve Rymer	C	6-0	220	El Capitan
60	Chris Beason	G	6-0	210	Las Vegas
61	Hal Drew	OT	6-0	220	Helix
62	Ron McKaskle	LB	6-0	200	El Capitan
63	Richard Ronk	G	6-1	195	El Capitan
64	Gary Wyrer	C	6-1	178	El Capitan
65	Craig Rogers	DE	6-2	210	El Capitan
66	Jerry Lieberknecht	LB	5-11	195	Granite Hills
67	Bob Nichols	LB	6-0	205	El Capitan
68	Mike Townsend	DT	5-8	175	El Capitan
70	Randy Goetschius	DT	6-3	220	Granite Hills
71	Jeff Walton	DT	6-1	240	Grossmont
72	Bob Shipley	DE	6-0	205	Monte Vista
73	Ken Parris	OT	6-0	220	Helix
75	Mike Bushree	DT	6-3	225	Grossmont
76	Jim O'Donnell	G	6-2	232	Grossmont
77	Marv Brown	DE	6-0	250	Santana
78	Bill Dawson	OT	6-3	245	El Capitan
80	Art Spahr	TE	5-10	175	Monte Vista
81	Bill Helms	TE	6-7	225	Helix
82	Don Kramer	WR	5-11	175	Granite Hills
83	Jerry Cantwell	DE	6-2	190	Helix
85	Mike Harvey	DE	6-0	200	El Capitan
86	Brian Corbit	DE	6-0	195	Helix
87	Rale Waasted	TE	6-0	200	Grossmont
88	Ron Walker	DE	5-10	185	Santana


STAFF

Dave Jordan	Head Coach
Jack Miyamoto	Linebackers
Jim Symington	Defensive Backs
Bob Bass	Defensive Line
Wayne Whitby	Offensive Line
Mario Mendez	Offensive Backs
John Featherstone	Receivers
Tom Archambault	Trainer

STAFF

Dick Tucker	Head Coach
George Mattias	Offensive Line
George Pinckney	Offensive Backs/Receivers
Dennis Walters	Offensive Line Assistant
Jack Fair	Defensive Coordinator
Dale Wonacott	Defensive Backs
Bob Curry	Defensive Back Assistant
Dave Gleason	Defensive Interior Line
Paul Moro	Linebackers

(L) OCC Lettermen



Griffin Dave Oliver Catches Another Pass
Photo by Russ Gilbert

GRIFFIN STATS
(11-Game Totals)

PASSING

	Att	Comp	Int	Yds	Tds
Roth	347	198	20	2,375	25
Rundle	32	14	0	185	1

RUSHING

	Tcb	Yds	Avg	Tds
Downs	118	594	5.0	6
Scott	69	338	4.9	1
Thornton	53	239	4.5	1
Hoye	35	144	4.1	2
Rundle	9	56	6.2	0
Kramer	3	29	9.7	0

PASS RECEIVING

	No	Yds	Tds
Oliver	67	855	8
Kramer	60	738	7
Helms	29	389	4
Downs	12	176	2
Waasted	10	148	3

PUNTING

	No	Yds	Avg	Lng
Brown	50	2,046	40.9	73

PUNT RETURNS

	No.	Yds	Avg	Tds	Lng
Ford	12	145	12.1	0	22
Downs	8	23	2.9	0	11

KICKOFFS

	No	Yds	Avg	Lng
Brown	40	2,190	54.8	68

KICKOFF RETURNS

	No	Yds	Avg	Tds	Lng
Downs	17	426	25.1	0	44
Lucas	6	141	28.2	0	46
Scott	3	87	29.0	0	55

INTERCEPTIONS

	No	Yds	Tds	Lng
Ramirez	7	76	0	22
D. Haynes	5	41	0	35
Bowker	3	61	1	32
Saska	3	32	0	32

SCORING

	Tds	1-pat	2-pat	Fg	Tot. Pts.
Oliver	8	0	1	0	50
Downs	8	0	0	0	48
Kramer	7	0	0	0	42
DaSilva	0	24-27	0	2-7	30
Helms	4	0	0	0	24
Waasted	3	0	0	0	18

PIRATE STATS
(Final Regular Season — 10 Games)
OFFENSIVE LEADERS

PASSING

	Pa	Pc	Int	Yds
Dave White	162	87	11	1165
Mark Stewart	19	7	1	56

RUSHING

	Tcb	Nyg	Avg
Tony Accomando	102	549	5.4
Mike Nanko	107	452	4.2
Pete Brown	77	296	3.8
Rick Brown	32	108	3.4
Dan Princeotto	27	87	3.2
Mark Stewart	37	76	2.1

RECEIVING

	No	Yds	Td
Mark Wetherbee	26	421	1
Tony Accomando	14	111	1
Greg Popadiuk	12	209	0
Mike Nanko	11	79	0

PUNT RETURNS

	No	Yds	Avg
Herb Marshall	5	77	15.4
Tony Accomando	12	173	14.4
Steve Speer	23	198	8.6

KICKOFF RETURNS

	No	Yds	Avg
Mike Nanko	13	311	23.9
Tony Accomando	7	144	20.6

SCORING

	Td	Fg	Pat	Pts
Woody Tressler	0	9	17	45
Tony Accomando	5	0	0	30
Dave White	4	0	0	24
Pete Brown	4	0	0	24

DEFENSIVE LEADERS

	Primary Tackles	Assists	Total
Kelly Stroich	85	74	159
Bill Ford	68	73	141
Bobby Jones	33	68	101
Dave Bienek	38	51	89
Ross Malinowski	23	56	79
Rich Seaberry	35	42	77
Kenny Warren	36	36	72

INTERCEPTIONS

Steve Speer	9
Kenny Warren	3
Herb Marshall	3
Dave Bienek	3
Bill Ford	3

PASSES BROKEN UP

Herb Marshall	14
Dave Bienek	13
Chuck Hogue	11
Steve Speer	10
Bill Ford	5